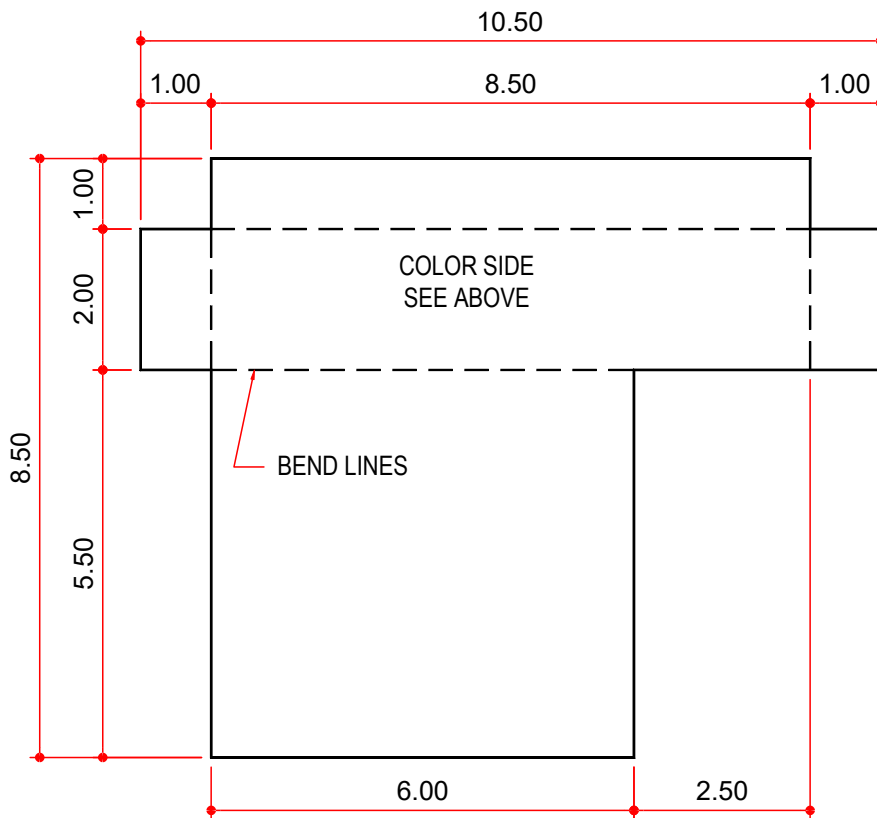
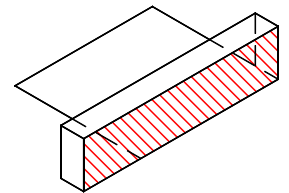


MASTER PART MARK	VIN	AVAILABLE THICKNESS	YIELD MIN.	BLANK LENGTH	BLANK WIDTH	WEIGHT (LBS)
EJCV_	A	24 OR 26 GA	33 KSI	8.50	10.50	0.49

EJCVL = BEND DOWN 90° COLOR NEAR SIDE
 EJCVR = BEND UP 90° COLOR FAR SIDE

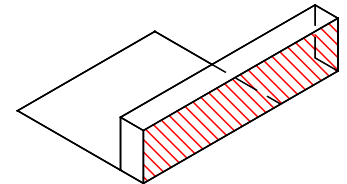


EJCVR

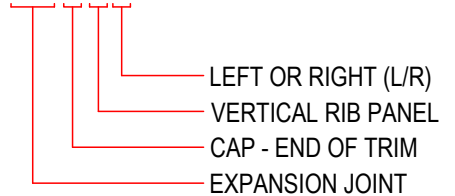


QC NOTE:
NO SCRATCHES IN
HATCHED AREA
(COLOR SIDE)

EJCVL



E J C V _



NOTES:

1) ALL BENDS ARE 90° UNO

AVAILABLE COLORS

ALL STANDARD SMP
& PVDF COLORS
& GM