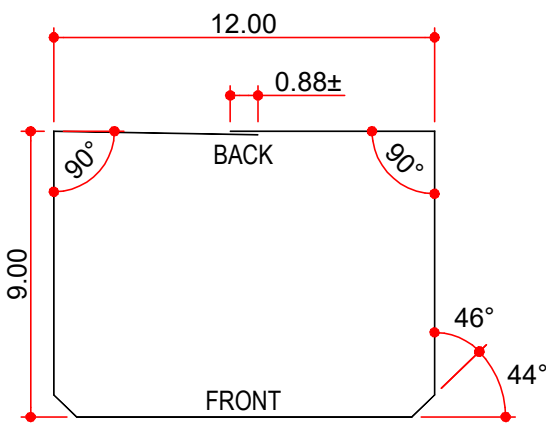
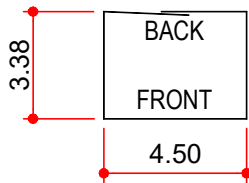


MASTER PART MARK	VIN	AVAILABLE THICKNESS	YIELD MIN.	BLANK LENGTH	BLANK WIDTH	WEIGHT (LBS)
DSPCOL	A	24 OR 26 GA	33 KSI	37.00	22.25	4.55

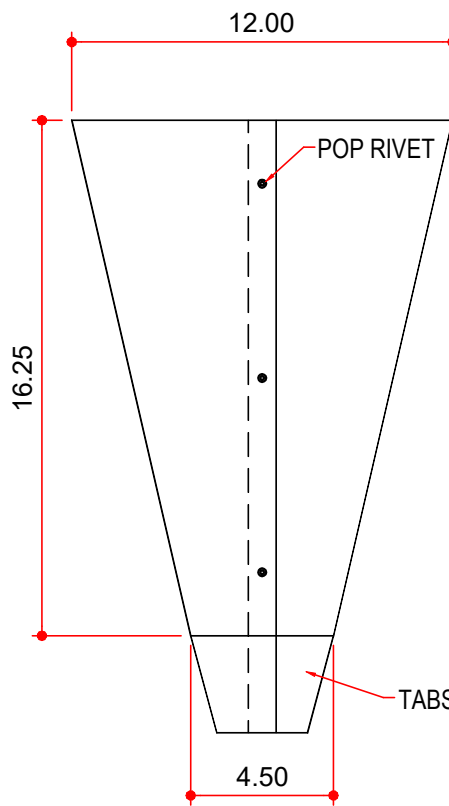


TOP FORMED VIEW

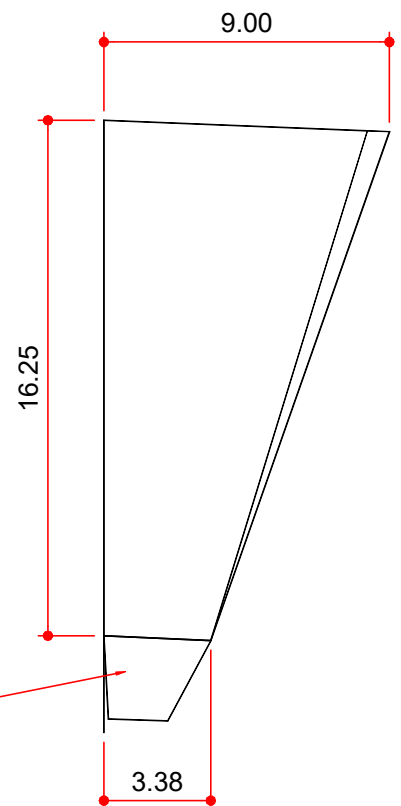


BOTTOM FORMED VIEW

MEASURE AT TOP OF RELIEF CUTS



BACK VIEW



SIDE VIEW

**NOTES:**

- 1) TAB DIMENSIONS ARE NOT CRITICAL DIMENSIONS. THESE TABS ARE WHAT SLIP INTO DOWNPOUT FOR ATTACHMENT OF DOWNPOUT.
- 2) FASTEN COLLECTOR BOX ON BACK WITH (3) POP RIVETS (H1100) OR (3) TOGGLE LOCKS EQUALLY SPACED.
3. NO SCRATCHES ON FRONT OR SIDE AND MINIMAL SCRATCHES ON BACK.

**AVAILABLE COLORS**

ALL STANDARD SMP & PVDF COLORS

**\*\*SEE FLAT VIEW DRAWING ON PREVIOUS PAGE\*\***