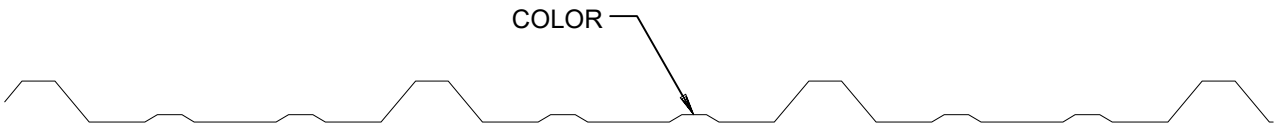
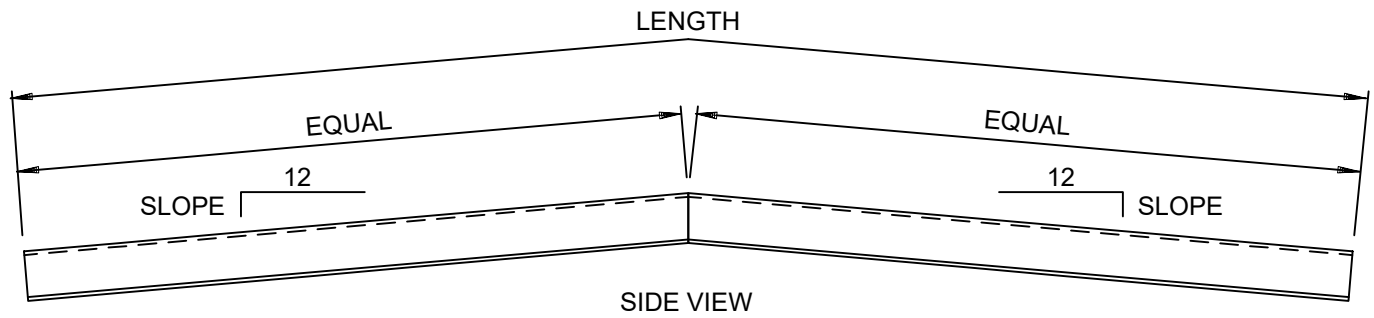


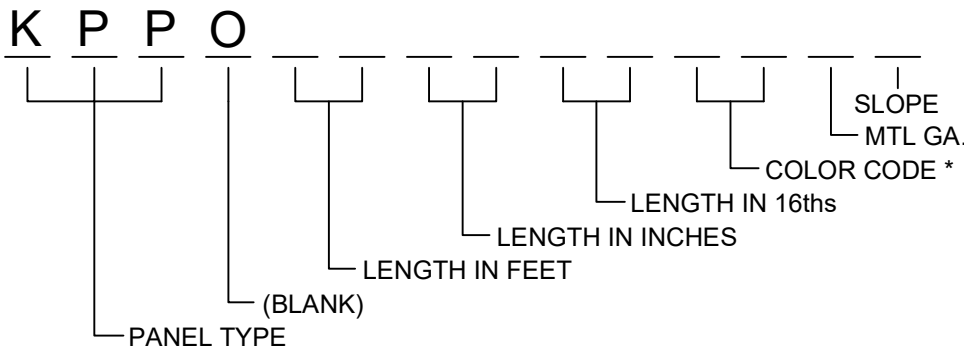
FABRICATION MANUAL

SHIP PC-MK:

SECTION: **18**



STOCK PART NUMBER DESCRIPTION



* SEE PANEL SECTION
COVER PAGE FOR
COLOR CODES

GAGE	CODE	SLOPE CODE	LENGTH	SLOPE CODE	LENGTH
26 GA.	6	A = 1/2":12	03-08-10	G = 3 1/2":12	03-08-10
24 GA.	4	B = 1 :12	03-08-10	H = 4 :12	03-08-10
*22 GA.	2	C = 1 1/2":12	03-08-10	J = 4 1/2":12	03-08-10
		D = 2 :12	03-08-10	K = 5 :12	03-08-10
*SPECIAL ORDER		E = 2 1/2":12	03-08-10	L = 5 1/2":12	03-09-06
		F = 3 :12	03-08-10	M = 6 :12	03-10-00

1) LENGTH SHOWN ARE FOR 8" PURLINS WITH A 1'6" FRAME DIMENSION ONLY.

2) FOR SLOPES OTHER THAN SHOWN "X" WILL BE USED FOR THE SLOPE AND WILL APPEAR UNDER REMARKS.

3) COIL WIDTH = 42 3/4"

DESC.OF DWG: KR11 PEAK PANEL

PREPARED BY: BKC

DATE: 3-4-14



KPP